




RESEARCH  
& INNOVATION  
FOUNDATION



# DegradationLab

Advanced centre for testing degradation and failures in new and emerging solar cells



**Newsletter, December 2020**

Project ID: INFRASTRUCTURES/1216/0043



**European Union**  
European Regional  
Development Fund



Republic of Cyprus



Structural Funds  
of the European Union in Cyprus

## About DegradationLab

The DegradationLab is a newly developed research laboratory at the University of Cyprus (UCY), which is an integral part of the Department of Electrical Engineering and the FOSS Research Centre for Sustainable Energy. Its main scope is to contribute to **the accurate characterization of novel and promising new generation solar cells** towards addressing some of the main challenges faced by these new technologies namely regarding their performance degradation, reliability, etc. To this end, the new research unit brings together three laboratories from the University of Cyprus (the Photovoltaic Technology Laboratory, the Laboratory of Molecular Spectroscopy, and the Laboratory of Ultrafast Science) with three excellent European research organizations, namely IMEC (Belgium), the AIT Austrian Institute of Technology (Austria), and the Max Planck Institute for the Science of Light (Germany).

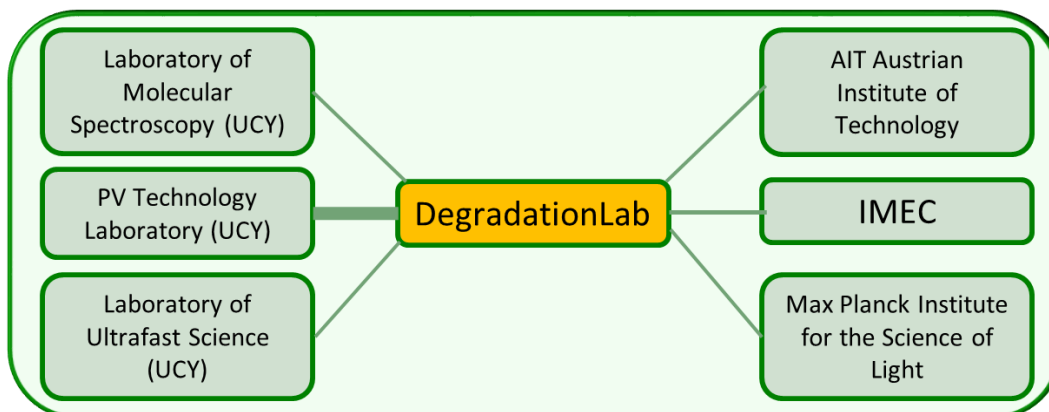
Duration:  
4 years

Budget:  
999,460 €

6 Partner  
Labs

The DegradationLab is co-financed by the European Regional Development Fund (ERDF) and the Republic of Cyprus through the Research and Innovation Foundation under the programme 'New Strategic Infrastructure Units - Young Scientists'. The laboratory is currently located at two sites in Nicosia: at the main campus in Aglantzia and at Latsia campus.

## Project Vision



Our vision is to develop a dedicated research hub in Cyprus focusing on the accurate characterization of novel solar cells and mini-modules such as perovskite devices, perovskite tandems, kesterites, chalcogenides, etc. Particular focus will be on aspects of **performance degradation, reliability, and long-term stability**.

The unit is envisaged to grow from the initial network of six (6) individual partner laboratories to an integrated network of expert laboratories offering a complete range of scientific and technical testing solutions both for the purposes of pure scientific research and for research-related services to any interested stakeholders (academia, R&D sector, industry, and society) in Cyprus and beyond. The target will be to achieve an advanced research unit that can be useful to any interested stakeholder in the ecosystem of Cyprus, MENA region and beyond.

## Main Objectives

In a nutshell, the main aims of the DegradationLab initiative are:

- To gain a **fundamental understanding of failure development and evolution** in novel solar cell devices, and
- To find ways to accurately, systematically, and reproducibly study such solar cells/modules assisting in the **development of appropriate measurement protocols**.

In more detail, the project objectives are:

- Development of new laboratory infrastructure at the University of Cyprus for studying new generation solar cells/modules
- The indoor and outdoor investigation of degradation mechanisms of different structure perovskites and perovskites/silicon tandems at ambient and

laboratory conditions and using a combination of advanced techniques.

- Addressing the technical and scientific challenges in indoor and outdoor characterization of perovskite-based cells.
- Investigating carrier dynamics and chemical imaging of perovskite-based solar devices before and after degradation in an attempt to understand carrier losses and various decomposition products.
- The correlation between the microscopic investigations of failures with the performance degradation of perovskite-based cells.

## Key Deliverables

- A new fully-operational experimental facility for novel solar cell/module characterization including a steady-state solar simulator, a Dark Lock-in Thermography/Illuminated Lock-in Thermography system, a Light Beam Induced Current system, and a spatially-resolved Electroluminescence and photoluminescence system.
- A systematic multiway indoor evaluation of novel solar cell devices using a combination of advanced optoelectronic, spectroscopic, and structural microscopy characterization techniques.
- Short- and long- term stability studies of novel cells/mini-modules in real ambient operating conditions (environmental, spectral, seasonal) and correlation of indoor and field testing findings
- Gaining an understanding of failure mechanisms and their evolution in different architecture/encapsulation novel solar cell devices
- Development of accurate indoor and outdoor measurement protocols towards 'STC' methodologies/procedures for novel perovskite-based cells and modules.

## Infrastructure development

During the first phase of the project, a lot of effort has been placed on developing the new core experimental infrastructure of the DegradationLab with which detailed investigation of failure analysis in new and emerging solar cell technologies will take place. Overall, the desired specifications for this new infrastructure were:

- to be able to test small-size solar cells ( $0.5 \times 0.5 \text{cm}^2$ ) up to mini-modules ( $30 \times 30 \text{cm}^2$ )
- to be suited for thin films (perovskites, organics, etc.)
- High definition cameras (for LIT/DLIT and PL/EL)
- High-spatial resolution systems
- High-precision current source (for EL)
- Different light excitation LEDs or lasers to enable mapping of different junctions in tandems

With this in mind, and after completion of a tendering process, the following equipment has been fully commissioned at our laboratory premises and is already operational.

### Steady-state solar simulator

The steady-state solar simulator is being used to test performance of all types of solar cells under AM1.5 spectrum.

The Solar simulator is certified to IEC 60904-9 Edition 2 (2007), JIS C 8912, and ASTM E 927-10 standards for Spectral Match, Non-Uniformity of Irradiance, and Temporal Instability of Irradiance.



*Manufacturer: Oriel, Newport  
Model: Sol3A Class AAA Solar Simulator*

### Spectral response and External Quantum efficiency set-up

A high-resolution spectral response (SR) set-up was designed to measure small dimensions'


organic and inorganic solar cells. The spectral response of a cell can be measured with or without encapsulation by using a solar simulator and measuring the short-circuit current output of a cell under different wavelengths of light.

The SR set-up consists of a light source, a monochromator, chopper, lenses and lock-in amplifiers. A 100 W Quartz Tungsten Halogen lamp provides the light source that is divided by the monochromator in order to produce the monochromatic light input which is then chopped at 75 Hz superimposed on the continuous bias light and measured by digital lock-in amplifiers. The monochromatic light is separated by a beam splitter and allows simultaneous measurement of a small size monitor device and a reference cell of known absolute SR. The monochromatic light is focused on the surface of the cells with a circular spot of 1.5 mm in diameter. The temperature of the cell is kept stable at 25°C. In the case of multi-junction solar cells light bias is required in order to saturate the non-measured junctions and subsequently achieve current limitation by the junction of interest.

The spectral response measurements follow the IEC standard 60904-8.

### Electroluminescence and Photoluminescence setup

The Electroluminescence (EL) and Photoluminescence (PL) turn-key solution system installed at the DegradationLab can conduct spatially-resolved electroluminescence and photoluminescence measurements of single and multi-junction solar cells (encapsulated and non-encapsulated) with dimensions from 0.5 x 0.5 cm<sup>2</sup> up to 15 x 15 cm<sup>2</sup> to image micro-cracks, shunts, regions of low lifetime, inhomogeneities, hot spots and other cell failures.



*Manufacturer: Greateyes  
Model: LumiSolarCell*

### Nitrogen generator and dessicator

Adjustable shelf storage desiccator cabinets with two doors and a membrane Nitrogen Generator with 11 SCFH flow rate at 99% nitrogen purity (*Manufacturer: CLEATECH, Models: 1500-2-L and 1700-1-A*).

### Lock- in Thermography (Dark and Illuminated)

A turn-key solution for the Dark Lock-In Thermography and Illuminated Lock-In Thermography spatially resolved measurements of multi-junction solar cells with dimensions from 0.5 x 0.5 cm<sup>2</sup> to 20 x 20 cm<sup>2</sup>. The PV-Shunt Inspection System is able to detect shunts, defects and inhomogeneities in the solar cell devices.

The system includes a high-speed thermography camera for the detection of infrared radiation during the dark lock-in thermography and illuminated lock-in thermography of multi-junction solar cells with the abovementioned. The camera allows precise, fast and remotely controlled motorized focusing. With the indoor system, there is also a tripod for outdoor thermographic measurements using the same camera.



*Manufacturer: INFRA TEC  
Model: PV-LIT Inspection system DLIT + ILIT (with ImageIR 8325 camera)*

## Light beam induced current (LBIC)

The Light Beam Induced Current (LBIC) automated system enables fast high-resolution spatial mapping of the photovoltaic response of multi-junction solar cells with dimensions from 0.5 x 0.5 cm<sup>2</sup> to 30 x 30 cm<sup>2</sup>.

It is ideal for the quality control and identification of defects and shunts, poor or inactive regions. The system is a turn-key solution and can also provide External Quantum Efficiency (EQE) spatial mapping of the solar cells.




*Manufacturer: InfinityPV*

*Model: LBIC Economy*

## Outdoor cell/mini-module level performance infrastructure

In addition to the development of the indoor laboratory, work took place on developing appropriate **outdoor test setups** in order to enable successful performance measurements on perovskite-based photovoltaic devices. Currently, a current-voltage (I-V) characterization system controlled by Labview software can collect and analyze the electrical characteristics of the cells under study.



*Outdoor setup at UCY testing perovskite mini-modules.*

A **maximum power point (MPP) system for prototype cells/modules** has been developed and introduced into an existing outdoor test bench at the PV Technology Laboratory and LabVIEW software is being used to perform automated current-voltage sweeps using a Keithley sourcemeter. The electrical parameters of the photovoltaic configuration such as short-circuit current, open circuit voltage, fill factor and efficiency are to be continuously monitored alongside the respective environmental conditions. The measurement system is composed of a number of sensors and a central data logging measurement system that can acquire data at a rate of one sample every 5 seconds or more. With this setup an array of modules can be tested sequentially for their I-V characteristics in different I-V sweep conditions i.e. varying voltage scan rates, keeping at open circuit or MPP operating conditions, performing forward or reverse bias scans and varying the scan order.

As concerns testing perovskite cells outdoors, we are in the process of developing new solutions to enable I-V measurements to be undertaken.

The DegradationLab infrastructure developed currently has the capabilities to test new and emerging photovoltaic technologies including the following perovskites and perovskite tandems, chalcopyrite solar cells, chalcogenite solar cells, and organic and dye-sensitized solar cells.

Overall a 'portfolio' of techniques will be utilized between the partner labs of our project to cross-investigate the degradation mechanisms in novel solar devices developed by IMEC. The main ones are the following:

- Current voltage (I-V) measurements
- External Quantum Efficiency (EQE) measurements
- Capacitance – Voltage (CV) measurements
- Light Beam Induced Current (LBIC) imaging
- Spatially-resolved Electroluminescence (EL) measurements
- Spatially-resolved Photoluminescence (PL) measurements
- Dark Lock-in Thermography (DLIT) and Illuminated Lock-in Thermography (ILIT)
- Ultrafast spectroscopy & time-resolved PL
- Resonant Raman spectroscopy
- Structural microscopy: TEM, SEM, XRD, EDX, etc.
- Field performance testing

## Communication activities

### Project meetings

The Kick-off meeting of the project was successfully held in July 2019, in Cyprus. At the meeting the partners agreed on a common work plan and methodology in order to achieve the project objectives. A 2<sup>nd</sup> consortium meeting was held in September 2020 to discuss progress achieved and the development of the infrastructure at University of Cyprus. This meeting was online due to COVID-19 restrictions in Europe.



### Posters

Posters regarding the project and first results were presented at events and conferences in 2019 (EUPVSEC 2019, PV event in Vienna 2019) and 2020 (EUPVSEC 2020). For more details, please check our webpage.

**University of Cyprus**  
**TIME RESPONSE ANALYSIS OF PEROVSKITE/SI TANDEM SOLAR CELLS**  
 FOST  
 V. Paraskevas, M. Hadjiparas, A. Hadjilov, A.C. Daskal, J. Dimegkou, G. E. Georgiou  
 PV Technology Laboratory, FOST Research Center for Sustainable Energy, Department of Electrical and Computer Engineering, University of Cyprus  
 79 Mallioussa Avenue, P.O. Box 20553, Nicosia, 1078, Cyprus  
 \*Austrian Center for Advanced Photonics (ACAP), School of Photonic and Renewable Energy Engineering, University of New South Wales, Sydney 2052, Australia

**SCOPE**

Perovskite and Silicon solar cells have recently been shown to be perfect partners for tandem devices with potentially very high efficiency at low additional costs over standard Si cells. Several aspects must be considered regarding the characteristics of these novel devices. Electrical parameter measurements of these tandem order standard testing conditions (STC) can be accurately made only if sufficient time is allowed to complete the photo-current generation. This time is usually much longer for perovskite than for typical crystalline Silicon (Si) devices. Considering the slow response of perovskite solar cells, while stopping frequency of the monochromatic beams is essential (especially for EL and EGE measurements) should be determined carefully to avoid underestimation of the photocurrent current when the standard AC method is applied according to IEC 60904-9. This work contributes to the improvement of perovskite characterization by investigating the impact of stopping frequency on the time response of the cells. These measurements are essential for the determination of appropriate frequency during the EGE measurements.

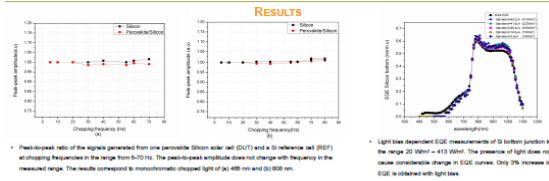
Moreover, the effect of light bias on EGE measurements of perovskite/Si tandem at different testing conditions is studied. In tandem cells, due to the series connection of junctions, the substrate is not accessible separately and the EGE of a certain sub-cell has to be measured by using the effect of current limitation. The intensity of light bias plays crucial role for the appropriate current limitation of the junction of interest in multijunction devices and the minimization of measurement artifacts during the EGE process. The optimum light bias conditions for EGE measurements of Si junction in the perovskite/Si tandem solar cell are reported.

**METHODOLOGY**

- Two light sources emitting at 465 nm and 800 nm, respectively.
- Chopper frequency ranging from 5-70 Hz.
- A 4 x 4 cm<sup>2</sup> perovskite/Silicon device (back contacted).
- Voltage signals were collected through transimpedance amplifier with coefficients.

Experimental setup for EGE at the ACV

Peak-to-peak ratio across the Silicon reference cell (REF) and the device under test (DUT) i.e. the perovskite/Si



**CONCLUSIONS**

Characterize the response analysis under various using combination of various chopping frequencies ranging from 5-70 Hz. Time response of the perovskite/Si tandem was found not to be affected by chopping frequency including the frequency might not be an issue during the EGE measurements of perovskite/Si tandem solar cells. Light bias measurements have demonstrated the minimum light bias conditions for measuring the Si bottom junction in the perovskite/Si configuration at 200W/m<sup>2</sup>. Above this value no improvement in the EGE signal was obtained.

**ACKNOWLEDGMENTS**

This work was funded through the European Regional Development Fund and the Republic of Cyprus in the framework of the project DegradationLab with grant number INFRASTRUCTURE/12162043.

Photovoltaic Technology Laboratory, Department of Electrical and Computer Engineering, University of Cyprus, www.pvtltechnology.ac.cy

**R. EBNER, B. KUBISCHKE, G. LUDWIG, F. AIT** Austrian Institute of Technology GmbH, Center for Energy, Photovoltaic Systems, Vienna, Austria

**DEGRADATION LAB**  
 ADVANCED CENTER FOR TESTING DEGRADATION AND FAILURES IN NEW AND EMERGING SOLAR CELLS

AIT  
 TOMORROW TODAY

**AIM OF THE PROJECT:**

New research facility focusing on the study of degradation in perovskites and perovskites on silicon tandem through the use of advanced spectroscopic methods. Methods of Light Beam Induced Current (LBIC), Dark Lock-In Thermography (DLIT), Lock-In Thermography (LIT) and spatially-resolved Electrochromance (EL) and Photoluminescence (PL) are expected to be setup for a complete optical and electrical characterization of cells. These methods in combination with ultrafast spectroscopy and Raman measurements and other microscopy-spectroscopic techniques such as Transmission Electron Microscopy (TEM), Scanning Electron Microscopy (SEM), X-ray Photoelectron Microscopy (XPS) and Energy-dispersive X-ray spectroscopy (EDX) will give a map of the PV cells and allow the investigation of cracks, defects and stacking faults in the cells. The new research unit will be developed at the University of Cyprus in collaboration with AIT, IMEC and MPL.

**CONSORTIUM:**

- University of Cyprus (Coordinator), Nicosia, Cyprus: PV Technology Laboratory (Department of Electrical and Computer Engineering), Laboratory of Ultrafast Science (Department of Physics) and Laboratory of Molecular Spectroscopy (Department of Chemistry)
- Austrian Institute of Technology (AIT), Vienna, Austria: Center for Energy, Photovoltaic Systems (PVS)
- imec, Leuven, Belgium
- Max-Planck Institute for the Science of Light (MPL), Erlangen, Germany

**imec**  
 IMEC, Leuven, Belgium

**Max-Planck Institute for the Science of Light (MPL), Erlangen, Germany**

IMEC present extensive experience in the fabrication of perovskite and perovskite tandem solar cells, whilst AIT has important expertise in next-generation solar cell development and in non-destructive characterization techniques for testing PV technology components, and MPL have a very strong track-record in structural characterization of PV cells. The proposed activities are divided into 7 work packages (WPs) as set out in the flowchart:

**FIRST MEASUREMENT RESULTS AT AIT:**

**PIN Device:**

ITO connections are: A, B, C and D  
 Metallic electrodes (Au or Cu) are: 1 until 12  
 This means that we have 12 active areas.  
 Each active area = 0.13 sqcm

**IV:**

Open circuit voltage (Voc): 1 V  
 Short circuit current density (Jsc): 10.3 mA/cm<sup>2</sup>

**EL:**

**ACKNOWLEDGEMENT:** This work was funded through the European Regional Development Fund and the Republic of Cyprus in the framework of the project DegradationLab with grant number INFRASTRUCTURE/12162043. <http://www.foos.ac.cy/deggradationlab>

**R. Ebner, B. Kubischke, G. Ludwig, A. Mittal, N. Banaei, T. Dimogkou, F. M. Hadjiparas, V. Paraskevas, M. Hadjiparas, G. E. Georgiou, F. A. Hadjiparas**  
 Austrian Institute of Technology GmbH, Center for Energy, Photovoltaic Systems, Vienna, Austria  
 University of Cyprus, Nicosia, Cyprus, www.foos.ac.cy; imec, Leuven, Belgium, www.imec.be

**OPTICAL AND ELECTRICAL CHARACTERIZATION OF PEROVSKITES**  
 AIT  
 TOMORROW TODAY

**AIM OF THE PROJECT:**

New research facility focusing on the study of degradation in perovskites and perovskites on silicon tandem through the use of advanced spectroscopic methods. Methods of Light Beam Induced Current (LBIC), Dark Lock-In Thermography (DLIT), Lock-In Thermography (LIT) and spatially-resolved Electrochromance (EL) and Photoluminescence (PL) are expected to be setup for a complete optical and electrical characterization of cells. These methods in combination with ultrafast spectroscopy and Raman measurements and other microscopy-spectroscopic techniques such as Transmission Electron Microscopy (TEM), Scanning Electron Microscopy (SEM), X-ray Photoelectron Microscopy (XPS) and Energy-dispersive X-ray spectroscopy (EDX) will give a map of the PV cells and allow the investigation of cracks, defects and stacking faults in the cells. The new research unit will be developed at the University of Cyprus in collaboration with AIT, IMEC and MPL.

**CONSORTIUM:**

- University of Cyprus (Coordinator), Nicosia, Cyprus: PV Technology Laboratory (Department of Electrical and Computer Engineering), Laboratory of Ultrafast Science (Department of Physics) and Laboratory of Molecular Spectroscopy (Department of Chemistry)
- Austrian Institute of Technology (AIT), Vienna, Austria: Center for Energy, Photovoltaic Systems (PVS)
- imec, Leuven, Belgium
- Max-Planck Institute for the Science of Light (MPL), Erlangen, Germany

**imec**  
 IMEC, Leuven, Belgium

**Max-Planck Institute for the Science of Light (MPL), Erlangen, Germany**

IMEC present extensive experience in the fabrication of perovskite and perovskite tandem solar cells, whilst AIT has important expertise in next-generation solar cell development and in non-destructive characterization techniques for testing PV technology components, and MPL have a very strong track-record in structural characterization of PV cells. The proposed activities are divided into 7 work packages (WPs) as set out in the flowchart:

**FIRST MEASUREMENT RESULTS AT AIT:**

**PIN Device:**

ITO connections are: A, B, C and D  
 Metallic electrodes (Au or Cu) are: 1 until 12  
 This means that we have 12 active areas.  
 Each active area = 0.13 sqcm

**IV:**

Open circuit voltage (Voc): 1 V  
 Short circuit current density (Jsc): 10.3 mA/cm<sup>2</sup>

**EL:**

**ACKNOWLEDGEMENT:** This work was funded through the European Regional Development Fund and the Republic of Cyprus in the framework of the project DegradationLab with grant number INFRASTRUCTURE/12162043. <http://www.foos.ac.cy/deggradationlab>

**University of Cyprus**  
**ULTRAFAST CARRIER DYNAMICS IN InGaP/InGaAs/Ge MULTI-JUNCTION SOLAR CELLS**  
 FOST  
 V. Paraskevas, M. Hadjiparas, A. Othman, S. Theodoridis, G. E. Georgiou  
 PV Technology Laboratory, FOST Research Center for Sustainable Energy, Department of Electrical and Computer Engineering, University of Cyprus  
 79 Mallioussa Avenue, P.O. Box 20553, Nicosia, 1078, Cyprus  
 \*Laboratory of Ultrafast Science, Department of Physics, University of Cyprus, Nicosia, 1078, Cyprus

**SCOPE**

Due to the series connection of junctions in a multijunction device, transfer of photons and carriers can be obtained from the top junctions to the lower ones with light absorption. Direct transfer of carriers can occur when photoexcitation of the photoemitter of the cell. The rate to this transition as photoemission coupling effects. The transition of carriers from the top junctions to the bottom ones and thus photoemission coupling effects in such short timescales are strongly dependent on the temperature of the cells and on the excitation wavelength. Elevated temperatures increase the number of phonons which in turn inhibit the transition of carriers from the top to the bottom junctions. Furthermore, the excitation wavelength determines the presence of photoemission coupling effects and thus transfer of carriers from the higher (top) to the lower (bottom) bandgap junction. Transition of carriers towards bottom junctions can be achieved only when the excitation wavelength is higher than the bandgap of the top junction.

Time-resolved reflectance spectroscopy measurements have been employed to investigate photoemission coupling effects between top and middle junctions through the relaxation dynamics of photoemission induced in InGaP/InGaAs/Ge multijunction devices. Reflectance measurements have been carried out at different temperatures and excitation wavelengths. Particularly, measurements at 300 K and 277 K have been undertaken. Furthermore, excitation at 3.1 eV (400 nm) and 1.95 eV (630 nm) were utilized. Photons at 3.1 eV excite the carriers below the bandgap of the top junction, the heating carriers which contribute to the coupling between top and middle junctions. On the other hand, photons at 1.95 eV excite carriers below the bandgap of the top junction and therefore photoemission coupling effects between top and middle junction are not created in the cell.

The experiments were carried out using a Ti: Sapphire ultrafast amplifier system generating 100 fs pulses at 800 nm. A chirped pulsed beam splitter based on a dispersive cavity configuration was used to amplify the system to approximately 1.2 mJ at a repetition rate of 10 Hz. A 600 nm optical isolator was used to frequency double the fundamental amplified pulses to 400 nm. A small part of the fundamental energy was used to generate a super continuum light by focusing the beam on a dispersive waveguide. The super continuum light was then filtered by a dichroic mirror and a long pass filter. The differential reflected signal was measured using lock-in amplifiers with reference to the optical chopper frequency of the pump beam. Measurements were conducted at room (300 K) and at low temperatures (77 K) and at open-circuit conditions. The cells under investigation were InGaP/InGaAs/Ge triple-junction devices where the top InGaP and middle InGaAs junctions were grown on a single Ge substrate.

**METHODOLOGY**

**RESULTS**

Time-resolved differential reflectance with 3.1 eV excitation and different probing energies at 77 K. The presence of photoemission coupling is evident at probing energy of 1.30 eV. At 300 K, the second peak which is associated with photoemission coupling effects at probing energy of 1.30 eV is absent due to the presence of new phonons.

Time-resolved differential reflectance with 1.95 eV excitation and different probing energies at 300 K. The second peak which is associated with photoemission coupling effects at probing energy of 1.30 eV is absent due to the presence of new phonons.

**CONCLUSIONS**

Coupling effects have been obtained between the top and middle junction in InGaP/InGaAs/Ge multijunction cells with transient photoemission reflectance measurements. Photoemission coupling effects were exhibited at low temperatures (77 K) and at the pumping energies of 3.1 eV and 1.95 eV respectively. Measurements at higher temperatures and at 1.95 eV excitation didn't demonstrate any carrier transition from the top InGaP junction to the middle InGaAs one.

**ACKNOWLEDGMENTS**

This work was funded through the European Regional Development Fund and the Republic of Cyprus in the framework of the project DegradationLab with grant number INFRASTRUCTURE/12162043.

Photovoltaic Technology Laboratory, Department of Electrical and Computer Engineering, University of Cyprus, www.pvtltechnology.ac.cy

A local launch event for the new laboratory facilities developed at the University of Cyprus is planned for winter 2021 (its planning in Autumn 2020 was postponed due to COVID-19 situation in Cyprus). So stay tuned for more information!



## Project website & Social networking

Stay informed on the DegradationLab project progress and news via our subsequent electronic newsletters and other press releases and news to be disseminated in our social media portfolio. More information below:

Webpage: <http://www.foss.ucy.ac.cy/degradationlab/>

Research Gate page (under construction): <https://www.researchgate.net/project/DegradationLab>

FOSS Facebook page: <https://www.facebook.com/FOSSUCY/>

## DegradationLab Consortium

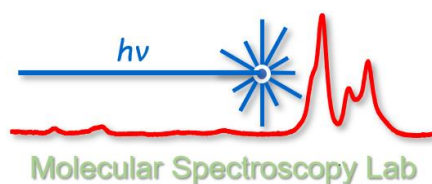


University of Cyprus  
PV Technology

**The PV Technology Laboratory** of the FOSS Research Centre for Sustainable Energy has an excellent track record in research in the field of solar energy. Its main priority is the development of a research and innovation portfolio in renewable energy technology, PV performance, degradation and failure analysis, forecasting and energy yield modelling, grid integration, and integrated sustainable solutions. The Laboratory, through external competitive funding, has developed advanced infrastructure and capacity in the last 10 years. For the purposes of our project, the PV Technology Laboratory brings on board its extensive expertise in the research fields of performance loss analysis, failure detection, long-term degradation of PV, and testing of novel solar devices (quantum wells, multi-junctions, etc.) as well as making available its on-site state-of-the-art outdoor and indoor facilities used for the characterization, evaluation and monitoring of different PV technologies.



**The Laboratory of Ultrafast Science** is hosted in the UCY Department of Physics and its main objective is to utilize photonics to investigate the physics of interactions in novel materials using various continuous-wave and transient spectroscopic techniques. To this end, the Laboratory has developed over the years a number of state-of-the-art experimental ultrafast laser setups. In our project, it brings on board its accumulated long experience in ultrafast spectroscopy and time-resolved photoluminescence towards studying charge carrier dynamics in perovskite-based solar cells before and after aging in real ambient conditions.



**The Laboratory of Molecular Spectroscopy** is hosted in the UCY Department of Chemistry, and is fully equipped for the spectroscopic characterization of thin films. In particular, the laboratory is equipped with a state-of-the-art UV and visible Resonance Raman system which will be made available for the purposes of the project to investigate chemical composition variations and degradation evolution in perovskite and perovskite on silicon tandem cells due to outdoor exposure.



**IMEC** is one of the largest independent R&D centers worldwide in the field of nano-electronics. The Thin Film PV group has a track records of over 15 years in the field of organic solar cells and since 2014 has extended its activities on hybrid, perovskite-based thin film solar cells.

IMEC's Thin Film PV group acts in this project as device integrator for cells and modules based on perovskite active layers. For the purposes of this project, the Thin-Film PV group makes available its processing facilities labs for the fabrication and initial characterization of perovskite single-junction and tandem solar cells as well as perovskite mini-modules.



**The Austrian Institute of Technology GmbH (AIT)** is Austria's largest non-university research organization that works closely with related industry and public bodies in order to create benefits through innovation and new technologies. AIT's Center for Energy

offers scientific support in R&D, as well as certified standard testing to PV and PV-related manufacturers all over the world. Moreover, AIT Energy is specialized in the experimental research of reliability, aging, and failure analysis of PV modules, the characterization and modelling of crystalline, thin-film and new PV technologies. For the purposes of the project, AIT is supporting the development of the indoor infrastructure of the new DegradationLab (tender procedure, result initial validation, calibration and training of UCY staff) as well as conducting initial cell performance tests, involvement in round-robin measurement procedures for the development of accurate protocols for novel cells, etc.



**The Max-Planck Institute for the Science of Light (MPL)** performs basic research in optical metrology, optical communication, new optical materials, plasmonics and nanophotonics and optical applications in biology and

medicine. It is part of the Max Planck Society and was founded in 2009 in Erlangen, Germany. The Institute has a strong partnership with the Friedrich-Alexander University of Erlangen-Nuremberg (FAU), with shared resources and equipment for synthesis, modelling, and a large variety of characterization including nano-probe and correlative microscopy equipment. In particular, the extensive structural characterization facilities of the MPL/FAU lab will be made available for the purposes of the project in terms of analysing degradation in perovskite devices tested outdoors in Cyprus.

For more information, please contact the project coordinator:

***Dr. Maria Hadjipanayi,***

PV Technology Laboratory,

FOSS Research Centre for Sustainable Energy, University of Cyprus

Tel: +357-22892287

Email: [hadjipanayi.maria@ucy.ac.cy](mailto:hadjipanayi.maria@ucy.ac.cy)